



SPA COVER ORDER FORM

PLEASE FAX BACK TO 703.814.7729 (CHANTILLY), 703.444.7807 (STERLING) OR 540.548.1966 (FREDERICKSBURG)

DEALER USE	ORDER DATE _____	P.O. NUMBER _____	YOUR INFO	NAME _____	
	SALES LOCATION _____			STREET ADDRESS _____	
	SALES PERSON _____			CITY _____ STATE _____ ZIP CODE _____	
	DUE DATE _____	DELIVERY DATE _____		HOME PHONE _____ CELL PHONE _____	
YOUR SPA INFO	SPA BRAND _____		COVER COLOR	Please circle the color below that most-closely matches your desired color. Please let us know if you purchased your spa from us. If desired, we can match the color of your original cover.	
	MODEL NAME _____	YEAR _____			RUST WALNUT TAN TEAL
	SKIRT LENGTH _____	RADIUS _____			GREY CHARCOAL WILDWOOD ASH
	TIE-DOWN LENGTH _____				NAVY SKY BLUE FOREST GREEN

If you are unsure of the spa brand, model, or year, circle the shape that applies and fill in all dimensions below using OUTSIDE spa lip dimensions. Please be sure to note hinge direction and radius (if applicable).

CHOOSE BY SHAPE					<p>Please draw a dotted line through your selected shape to the left to indicate the direction of the center fold of the cover.</p> <p>EXAMPLE </p> <p>OR</p>
	SQUARE	ONE CUT CORNER	TWO CUT CORNERS	FOUR CUT CORNERS	
	ROUNDED SQUARE	HEXAGON	OCTAGON	CIRCLE	
	SWIM SPA / STRETCH OCTAGON	ROUNDED RECTANGLE	RECTANGLE		

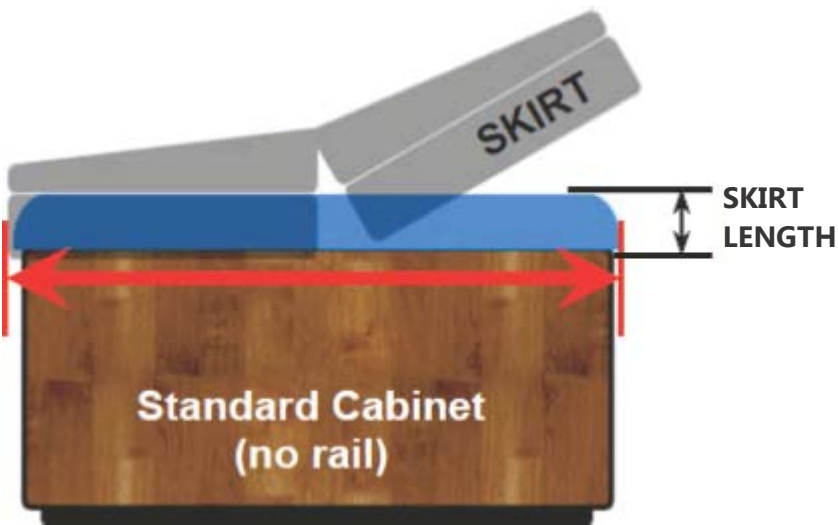
PRICING: For covers 88" or less (length or width) \$439.00 plus tax. Covers greater than 88" (length or width) \$469.00. Delivery: \$50.00. Delivery plus removal and disposal of your old cover: \$89.00. Jacuzzi 400 Series - \$639.00.

Spa owner assumes responsibility for cover specifications above. All covers are custom made. No returns. Please allow 3-4 weeks from date of order for delivery.

SPA OWNER SIGNATURE _____

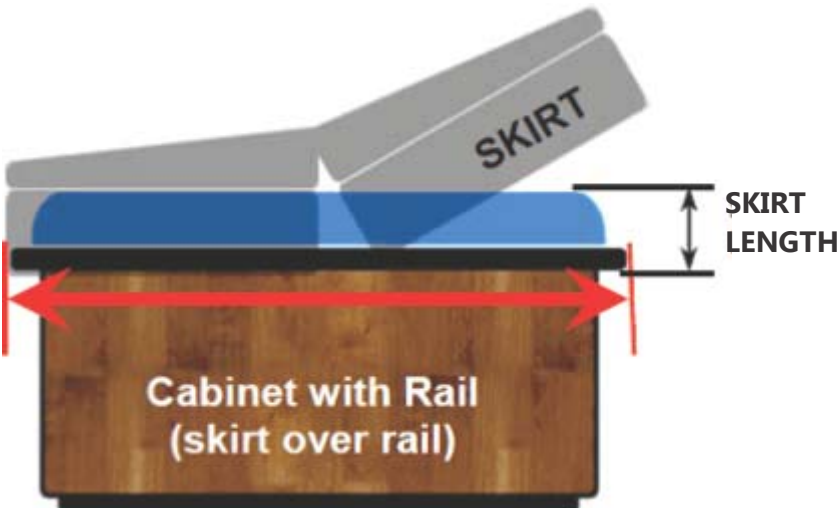
DATE _____

Measuring Skirt Length



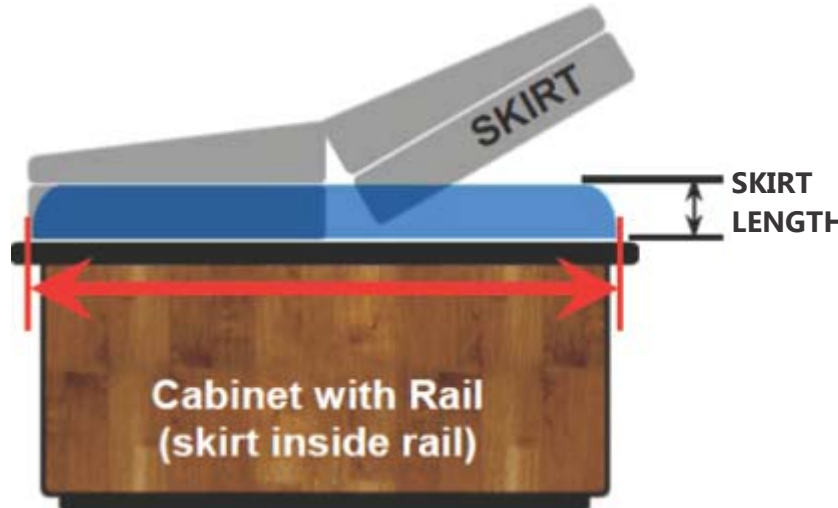
Most newer spas are made as shown here, with the acrylic shell lip overhanging the spa cabinet paneling. These spas are very easy to measure from the outside edge of the shell.

The spa cover skirt covers down the lip of the shell as shown. The standard 4 inch cover skirt length is ideal for most spas, but you can specify any length you require.



If your spa has an edge rail around the outside of the acrylic shell lip, you have a choice as to how your cover can be made.

Measure as shown here if you want the cover and skirt to overhang the wood cabinet rail. This method protects the rail from weather.

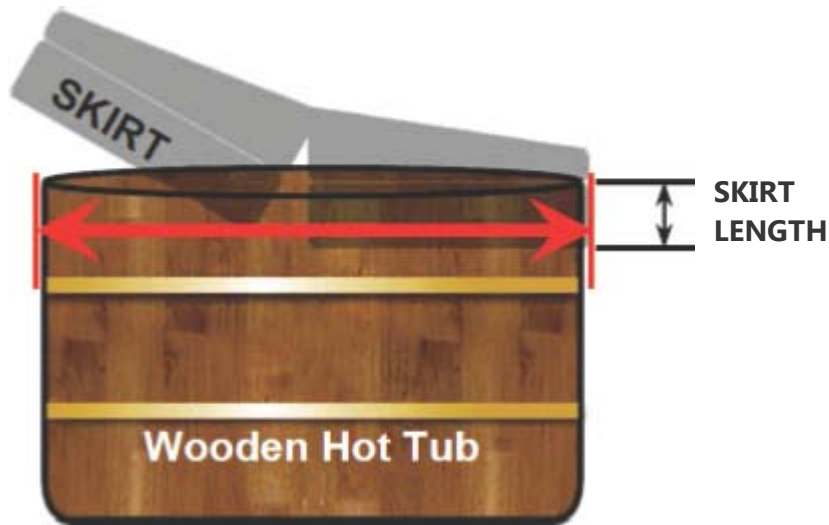


Shown here is the other way your cover can be made for spas which have an edge rail around the outside of the acrylic shell lip.

Measure as shown here if you want the cover and skirt to leave the rail exposed, and butt up next to it.

If you have your cover made this way, make the skirt length a little shorter than distance from top of spa shell to top of the rail, so that it does not bunch up when the cover is closed. This will allow the cover to seat positively against the shell.

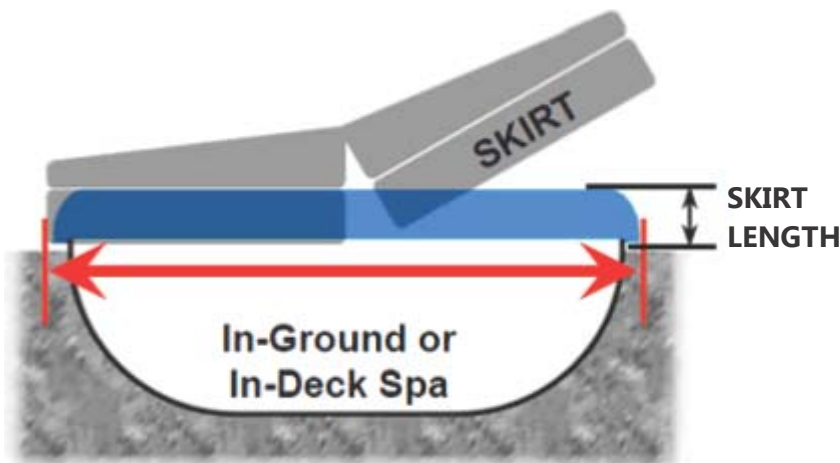
Skirt Length Clarification



If you have a wood hot tub, be sure to measure the overall outside diameter of the tub (not the inside diameter of the opening).

Skirt length is normally a matter of personal preference with this type of hot tub, since there is no acrylic lip to cover.

Most people choose a standard 4" skirt.



If your spa's acrylic shell rim is set directly onto a deck or concrete surface like this, be sure to measure the overall outside diameter of the tub (not the inside diameter of the opening). Make the skirt length a little shorter than distance from top of spa shell to the surface, so that it does not bunch up when the cover is closed.

IMPORTANT: For rimless in-ground concrete or plaster spas, be sure to add at least 8" to 10" to the opening dimensions (length

and width) so that your cover will be supported properly and extend outside of the spa opening at least 4" to 5" on all sides. Covers for rimless in-ground spas may be made without a skirt.



Tie-Down Strap Length

As shown, straps are measured starting from the horizontal seam where the skirt is sewn to the cover top, down to the top of the buckle. Standard strap length is 7" but you are free to choose a different length. Straps must be at least 1" longer than skirt length.

Do not measure from bottom of skirt or include the buckle in your measurement.

RADIUS CORNER MEASUREMENT

Spa covers with rounded corners present the question on how to measure the roundness of the corner.

Think of the corner as $\frac{1}{4}$ of a circle. We need to know the radius of that circle. Below is an illustration of the best way to measure that radius. With a carpenter's framing square, you need to "square" out the corner. What will result is the framing square representing where the corner would be if the corners were not rounded. The inside of the carpenter's framing square @ can be considered the inverse midpoint of the circle of the rounded corner.

As illustrated below, after "squaring" out the corner, measure along the framing square the distance from the inverse midpoint (A) and the end beginning of the rounded corner (B).

